

Instructions for Downloading Your Name Badge

Please download your name badge from "My Page" on Confit (the registration system) and print it out in advance. **Kindly make sure to bring it with you to the venue, as printing will not be available on-site.**

◆ How to Download Your Name Badge

1. Log in to "My Page" on Confit (the registration system) :

<https://jgesinternational.confite.atlas.jp/login>

JGES International September 5 & 6, 2025 Toshi Center Hotel Tokyo

The 1st JGES International

Registration / Abstract Submission - The 1st JGES International

Registration

[Member/Nonmember]

Early-bird 2 Registration: September 5 (Thu.), 2024 to March 4 (Tue.), 2025 (Japan Standard Time/GMT+9:00)

[Member Resident/Nonmember Resident]

Early-bird Registration: April 2024 to March 4 (Tue.), 2025 (Japan Standard Time/GMT+9:00)

[Student]

Early-bird Registration: Regular Registration: April 2024 to September 6 (Sat.), 2025 (Japan Standard Time/GMT+9:00)

Log in with A-Pass (formerly Confit account)

You can move to the A-Pass login page. During login, you can move to the registration page.

A-Pass (formerly Confit account)

A-Pass is an account that can be used repeatedly at other Confit-enabled meetings and at future meetings.

A-Pass eliminates the need to create an account for each meeting and to manage multiple email addresses and passwords.

For a detailed explanation of A-Pass, please click [here](#).

Log in / Create a new account

Click on "Log in / Create a new account"

A-Pass (formerly Confit account) Login / Creating an account

Confit account renamed to A-Pass

If you have a Confit account, you can use it as an A-Pass. If you are not sure whether you have an A-Pass, please go to "Check for an account" or if you do not have an A-Pass, please go to "Create a new account". For a detailed explanation of A-Pass, please click [here](#).

Check for an account

If you are not sure whether you have an A-Pass, enter the email address you might have registered before to check whether an account has been created.

Create a new account

If you do not have an A-Pass, you need to create one. Prepare an email address and a password and create a new account.

Log in

Email address

Password

Log in

Forgot Password?

If you cannot log in

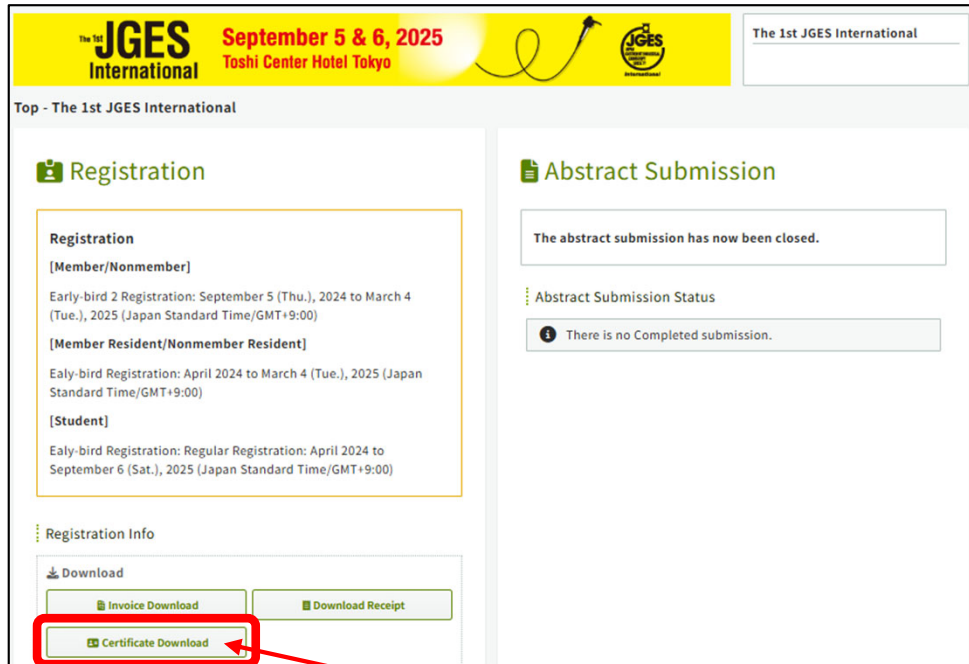
Click on "Log in"

Enter your email address and password

If you have forgotten your password, click on "Forgot your password?" and follow the instructions to reset it.

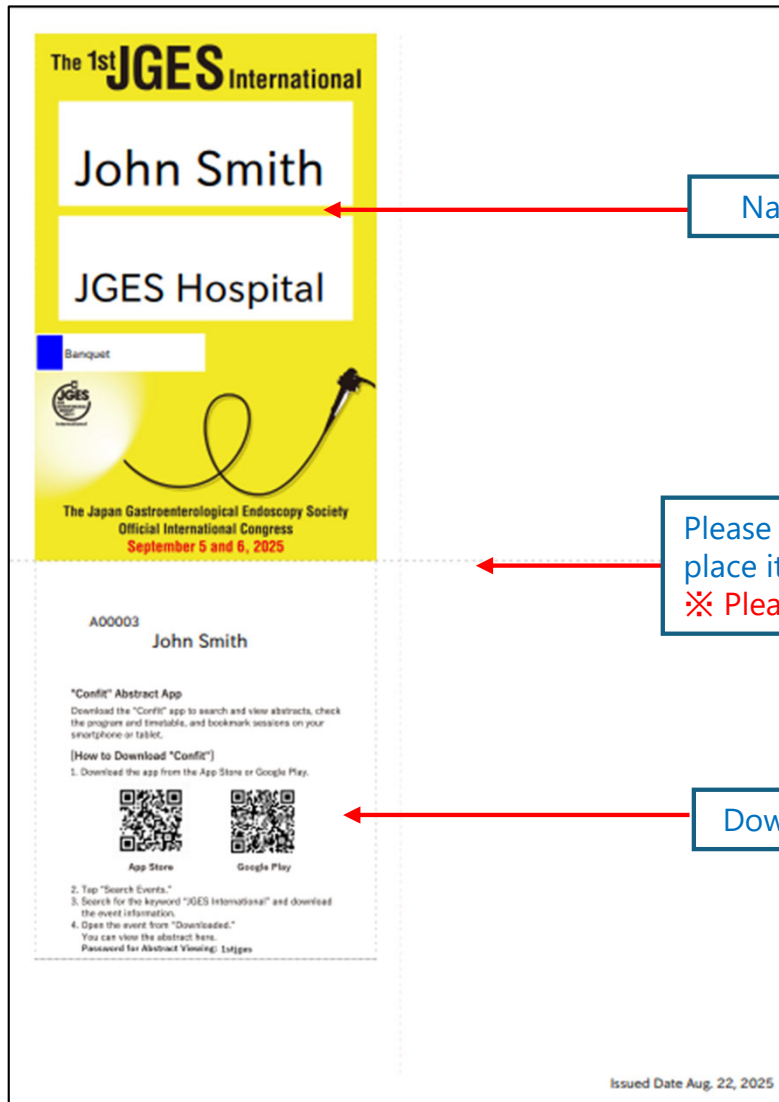
◆ How to Download Your Name Badge

2. Click on "Certificate Download" button in the registration page to download the PDF file.



Click on "Certificate Download"

3. Print the downloaded PDF file in A4 size and in color.



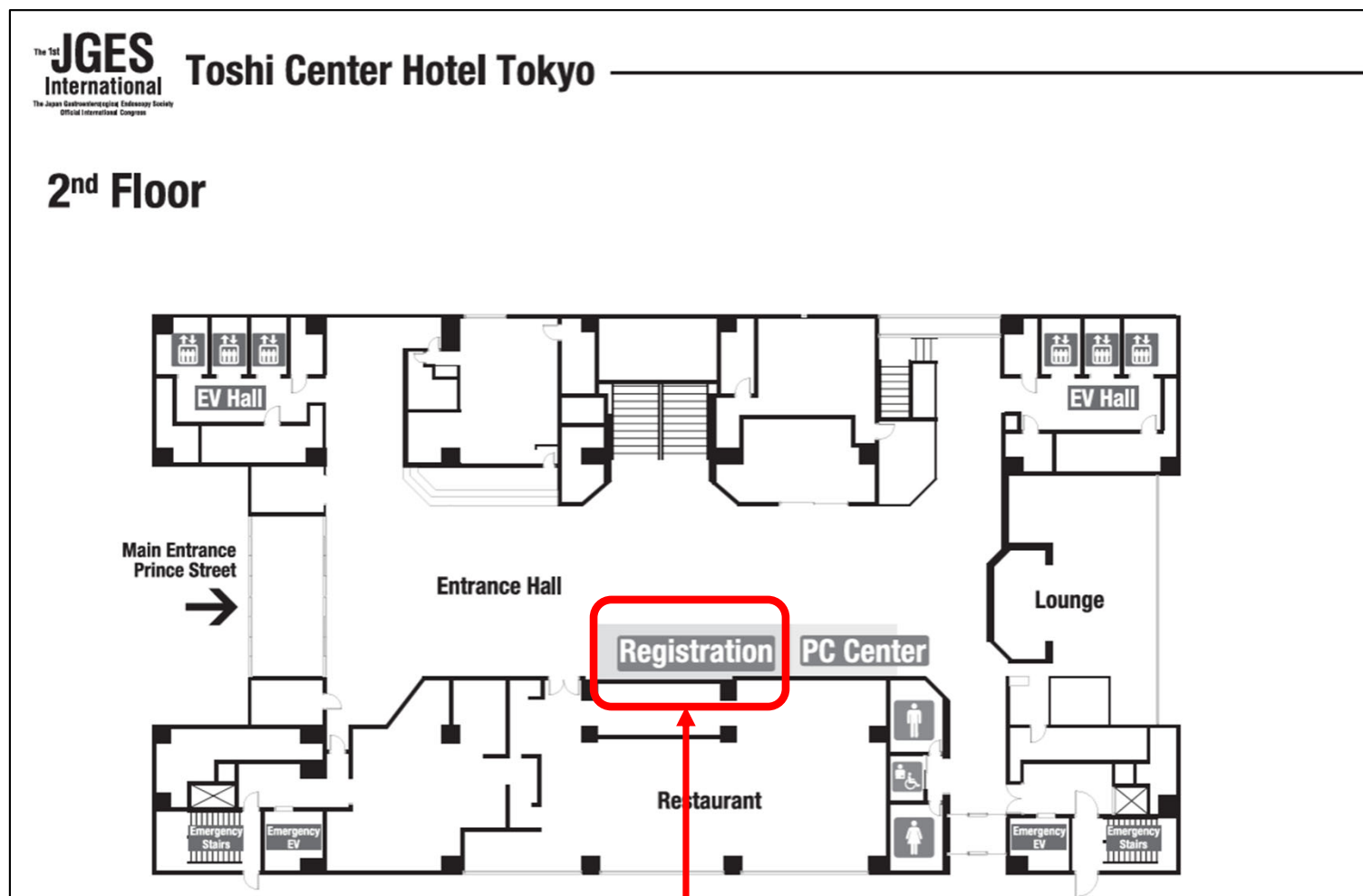
Name Badge

Please fold the printed name badge into quarters and place it in the name holder provided at the venue.
✕ Please refrain from cutting out just the badge portion.

Download Guide: "Confit" Abstract App

◆On-site Registration Procedure

4. On the day of the event, please present your printed name badge at the "Registration Desk" on the 2nd floor of Toshi Center Hotel. You will receive a name holder there.



Registration Desk

Open Hours:

September 5 7:45-17:00

September 6 8:00-14:30